













10 200m Freestyle Mixed Final

Official

Entries Heats Summary



Total

Rank	Competitor	Age	Club	RT	PTS	Result
1	Fairweather Erika	21	Neptune S...	0.76		1:55.30 Entry: 1:55.44 (-0.14)
	50m: 27.28	100m: 56.72 (29.44)	150m: 1:26.42 (29.70)			200m: 1:55.30 (28.88)
2	Deans Caitlin	25	Neptune S...	0.71		1:59.80 Entry: 2:00.30 (-0.50)
	50m: 28.28	100m: 58.31 (30.03)	150m: 1:29.25 (30.94)			200m: 1:59.80 (30.55)
3	Barnes Kyle	29	Speed Dem...	0.76		2:07.21 Entry: 2:07.00 (+0.21)
	50m: 29.34	100m: 1:01.62 (32.28)	150m: 1:34.57 (32.95)			200m: 2:07.21 (32.64)
4	Gray Cameron	21	Coast Swi...	0.65		2:08.05 Entry: 1:48.94 (+19.11)
	50m: 24.46	100m: 51.58 (27.12)	150m: 1:32.06 (40.48)			200m: 2:08.05 (35.99)
5	Cecioni Nicolas	25	Raumati M...	0.60		2:09.29 Entry: 2:05.00 (+4.29)
	50m: 29.43	100m: 1:02.66 (33.23)	150m: 1:36.39 (33.73)			200m: 2:09.29 (32.90)
6	Priddey Tyrell	24	Unaffiliated	0.75		2:11.98 Entry: 2:10.00 (+1.98)
	50m: 29.91	100m: 1:03.30 (33.39)	150m: 1:37.79 (34.49)			200m: 2:11.98 (34.19)
7	Bugler Jack	S14 22	Blenheim M...	0.75	585	2:14.35 Entry: 2:09.52 (+4.83)
	50m: 31.41	100m: 1:05.87 (34.46)	150m: 1:39.72 (33.85)			200m: 2:14.35 (34.63)
8	Smithers Chris	27	Unaffiliated	0.72		2:15.45 Entry: 2:02.78 (+12.67)
	50m: 31.73	100m: 1:06.67 (34.94)	150m: 1:41.86 (35.19)			200m: 2:15.45 (33.59)
9	Jessen Nick	41	Unaffiliated	0.71		2:20.85 Entry: 2:24.19 (-3.34)
	50m: 32.44	100m: 1:08.30 (35.86)	150m: 1:45.53 (37.23)			200m: 2:20.85 (35.32)
10	Liversidge David	46	North Shor...	0.94		2:21.37 Entry: 2:15.00 (+6.37)
	50m: 31.70	100m: 1:07.01 (35.31)	150m: 1:43.76 (36.75)			200m: 2:21.37 (37.61)
11	Comer Adam	23	Roskill Mas...	0.68		2:25.07



	50m:	100m:	150m:	200m:	Entry:
	32.26	1:08.16 (35.90)	1:46.32 (38.16)	2:25.07 (38.75)	2:25.37 (-0.30)
12  Jaidin Adam	33.38	1:10.68 (37.30)	1:48.97 (38.29)	2:25.84 (36.87)	2:25.84 Entry: 2:25.00 (+0.84)
	33.88	1:11.70 (37.82)	1:49.29 (37.59)	2:26.21 (36.92)	2:26.21 Entry: 2:27.30 (-1.09)
13  Goodrick Brittney	34.19	1:11.40 (37.21)	1:49.05 (37.65)	2:26.45 (37.40)	2:26.45 Entry: 2:18.00 (+8.45)
	34.19	1:11.40 (37.21)	1:49.05 (37.65)	2:26.45 (37.40)	2:26.45 Entry: 2:18.00 (+8.45)
14  Chirino Ramiro	33.82	1:11.41 (37.59)	1:49.38 (37.97)	2:26.46 (37.08)	2:26.46 Entry: 2:21.00 (+5.46)
	33.82	1:11.41 (37.59)	1:49.38 (37.97)	2:26.46 (37.08)	2:26.46 Entry: 2:21.00 (+5.46)
15  Packard Heath	33.26	1:10.42 (37.16)	1:48.97 (38.55)	2:26.76 (37.79)	2:26.76 Entry: 2:26.24 (+0.52)
	33.26	1:10.42 (37.16)	1:48.97 (38.55)	2:26.76 (37.79)	2:26.76 Entry: 2:26.24 (+0.52)
16  Scott Gemma	34.56	1:12.21 (37.65)	1:50.65 (38.44)	2:28.31 (37.66)	2:28.31 Entry: 2:28.00 (+0.31)
	34.56	1:12.21 (37.65)	1:50.65 (38.44)	2:28.31 (37.66)	2:28.31 Entry: 2:28.00 (+0.31)
17  Troiani Marco	34.10	1:12.26 (38.16)	1:50.50 (38.24)	2:28.34 (37.84)	2:28.34 Entry: 2:25.06 (+3.28)
	34.10	1:12.26 (38.16)	1:50.50 (38.24)	2:28.34 (37.84)	2:28.34 Entry: 2:25.06 (+3.28)
18  Pichon Tate	34.90	1:13.16 (38.26)	1:52.21 (39.05)	2:29.37 (37.16)	2:29.37 Entry: 2:25.00 (+4.37)
	34.90	1:13.16 (38.26)	1:52.21 (39.05)	2:29.37 (37.16)	2:29.37 Entry: 2:25.00 (+4.37)
19  Gutsell Sarah	35.85	1:14.07 (38.22)	1:52.48 (38.41)	2:30.46 (37.98)	2:30.46 Entry: 2:30.00 (+0.46)
	35.85	1:14.07 (38.22)	1:52.48 (38.41)	2:30.46 (37.98)	2:30.46 Entry: 2:30.00 (+0.46)
20  Crotty Robyn	33.95	1:11.87 (37.92)	1:52.67 (40.80)	2:30.73 (38.06)	2:30.73 Entry: 2:20.00 (+10.73)
	33.95	1:11.87 (37.92)	1:52.67 (40.80)	2:30.73 (38.06)	2:30.73 Entry: 2:20.00 (+10.73)
21  Suppiah Ravi	36.13	1:15.91 (39.78)	1:56.44 (40.53)	2:31.90 (35.46)	2:31.90 Entry: 2:30.00 (+1.90)
	36.13	1:15.91 (39.78)	1:56.44 (40.53)	2:31.90 (35.46)	2:31.90 Entry: 2:30.00 (+1.90)
22  Baucke Matthew	34.99	1:13.09 (38.10)	1:53.01 (39.92)	2:32.04 (39.03)	2:32.04 Entry: 2:25.00 (+7.04)
	34.99	1:13.09 (38.10)	1:53.01 (39.92)	2:32.04 (39.03)	2:32.04 Entry: 2:25.00 (+7.04)
23  Imanaka Mikiko					

24	 Mckenzie Michael	65	 Newmarket...	0.85	2:32.24 Entry: 2:40.00 (-7.76)
	50m: 33.98 200m: 2:32.24 (38.50)	100m: 1:13.70 (39.72)	150m: 1:53.74 (40.04)		
25	 Decker Corry	53	 Waikato Ma...	0.84	2:35.44 Entry: 2:35.00 (+0.44)
	50m: 36.25 200m: 2:35.44 (39.38)	100m: 1:15.66 (39.41)	150m: 1:56.06 (40.40)		
26	 Nadilo Anton	54	 Harbour Ca...	0.70	2:37.36 Entry: 2:38.00 (-0.64)
	50m: 35.73 200m: 2:37.36 (40.58)	100m: 1:15.44 (39.71)	150m: 1:56.78 (41.34)		
27	 Fisher Kristy	25	 Unaffiliated	0.96	2:37.40 Entry: 2:43.26 (-5.86)
	50m: 35.70 200m: 2:37.40 (40.90)	100m: 1:15.11 (39.41)	150m: 1:56.50 (41.39)		
28	 Matimtim Roberto	40	 Roskill Mas...	0.76	2:37.71 Entry: 3:40.00 (-62.29)
	50m: 34.27 200m: 2:37.71 (41.53)	100m: 1:13.52 (39.25)	150m: 1:56.18 (42.66)		
29	 Child Glen	48	 Unaffiliated	0.91	2:38.97 Entry: 2:45.00 (-6.03)
	50m: 36.02 200m: 2:38.97 (39.81)	100m: 1:16.66 (40.64)	150m: 1:59.16 (42.50)		
30	 Clarke Stephen	70	 Dunedin M...	0.85	2:41.51 Entry: 2:38.00 (+3.51)
	50m: 37.52 200m: 2:41.51 (40.86)	100m: 1:18.35 (40.83)	150m: 2:00.65 (42.30)		
31	 Broekhuizen Niall	58	 Hamilton A...	0.90	2:45.69 Entry: 2:43.39 (+2.30)
	50m: 37.33 200m: 2:45.69 (43.38)	100m: 1:18.57 (41.24)	150m: 2:02.31 (43.74)		
32	 Veenstra Anneke	45	 Unaffiliated	0.89	2:46.97 Entry: 2:45.00 (+1.97)
	50m: 37.72 200m: 2:46.97 (43.11)	100m: 1:20.19 (42.47)	150m: 2:03.86 (43.67)		
33	 Morris Stephen	56	 North Shor...	0.84	2:47.01 Entry: 3:00.00 (-12.99)
	50m: 37.50 200m: 2:47.01 (43.08)	100m: 1:19.93 (42.43)	150m: 2:03.93 (44.00)		
34	 Hobson Claire	38	 Waitakere ...	0.89	2:49.36 Entry: 2:53.00 (-3.64)
	50m: 40.19 200m: 2:49.36 (41.98)	100m: 1:23.27 (43.08)	150m: 2:07.38 (44.11)		
35	 Edmonds Claire	51	 Roskill Mas...	0.88	2:49.58 Entry: 2:47.19 (+2.39)
	50m: 38.30 200m: 2:49.58 (43.73)	100m: 1:21.33 (43.03)	150m: 2:05.85 (44.52)		
36	 Cecioni Marco	57	 Raumati M...	0.93	2:49.84 Entry: 3:15.00 (-25.16)



50m: 39.25 100m: 1:22.11 (42.86) 150m: 2:07.20 (45.09)
200m: 2:49.84 (42.64)

37  **Veal Nina** 51  **Roskill Mas...** 0.83 **2:52.20**
Entry: 2:55.00 (-2.80)



50m: 38.66 100m: 1:22.23 (43.57) 150m: 2:07.69 (45.46)
200m: 2:52.20 (44.51)

38  **Duffell Sue** 55  **Manukau M...** 0.91 **2:52.21**
Entry: 2:59.00 (-6.79)



50m: 40.44 100m: 1:24.57 (44.13) 150m: 2:09.22 (44.65)
200m: 2:52.21 (42.99)

39  **Mcdonald Zola** 40  **Unaffiliated** 0.90 **2:53.05**
Entry: 2:59.00 (-5.95)



50m: 39.67 100m: 1:23.98 (44.31) 150m: 2:10.32 (46.34)
200m: 2:53.05 (42.73)

40  **Wells Robyn** 61  **Masterton ...** 0.79 **2:55.25**
Entry: 2:55.00 (+0.25)



50m: 39.58 100m: 1:23.32 (43.74) 150m: 2:09.14 (45.82)
200m: 2:55.25 (46.11)

41  **Vegar Joshua** 24  **Waitakere ...** **2:58.07**
Entry: 2:45.76 (+12.31)



50m: 37.83 100m: 1:21.89 (44.06) 150m: 2:11.48 (49.59)
200m: 2:58.07 (46.59)

42  **Stanford Lucy** 49  **North Shor...** **3:00.42**
Entry: 2:55.00 (+5.42)



50m: 40.92 100m: 1:26.62 (45.70) 150m: 2:13.58 (46.96)
200m: 3:00.42 (46.84)

43  **Griffiths Eleanor** 46  **Waitakere ...** 0.88 **3:01.30**
Entry: 3:00.00 (+1.30)



50m: 41.44 100m: 1:27.66 (46.22) 150m: 2:15.05 (47.39)
200m: 3:01.30 (46.25)

44  **Osborne Heather** 61  **Liz van Wel...** **3:07.07**
Entry: 3:40.00 (-32.93)



50m: 44.27 100m: 1:32.01 (47.74) 150m: 2:19.27 (47.26)
200m: 3:07.07 (47.80)

45  **Stark Keith** 58  **Hamilton A...** **3:11.13**
Entry: 3:10.00 (+1.13)



50m: 43.14 100m: 1:31.50 (48.36) 150m: 2:23.01 (51.51)
200m: 3:11.13 (48.12)

46  **Leslie Cameron** S4 34  **Unaffiliated** 0.70 639 **3:11.32**
Entry: 3:05.45 (+5.87)

50m: 45.03 100m: 1:32.19 (47.16) 150m: 2:20.99 (48.80)
200m: 3:11.32 (50.33)

47  **Taylor Judith** 68  **Raumati M...** 0.92 **3:14.53**
Entry: 3:15.00 (-0.47)

50m: 43.55 100m: 1:33.48 (49.93) 150m: 2:25.85 (52.37)
200m: 3:14.53 (48.68)

48  **Judelson Avy** 72  **South City ...** **3:16.63**
Entry: 3:08.00 (+8.63)

50m: 42.43 100m: 1:31.74 (49.31) 150m: 2:25.70 (53.96)
200m: 3:16.63 (50.93)

49	 Lee Hong	41	 Roskill Mas...	0.98	3:18.97 Entry: 3:45.00 (-26.03)
	50m: 43.76 200m: 3:18.97 (50.53)	100m: 1:34.50 (50.74)	150m: 2:28.44 (53.94)		
50	 Burrow Sandra	73	 Trent Bray ...		3:22.43 Entry: 3:45.00 (-22.57)
	50m: 44.38 200m: 3:22.43 (53.87)	100m: 1:34.49 (50.11)	150m: 2:28.56 (54.07)		
51	 Borne Cynthia	63	 Team Auckl...	0.99	3:24.13 Entry: 3:30.00 (-5.87)
	50m: 45.52 200m: 3:24.13 (52.93)	100m: 1:37.37 (51.85)	150m: 2:31.20 (53.83)		
52	 Martin Lynley	63	 Waikato Ma...	0.86	3:29.66 Entry: 3:58.55 (-28.89)
	50m: 48.35 200m: 3:29.66 (53.22)	100m: 1:41.83 (53.48)	150m: 2:36.44 (54.61)		
53	 Wilson Megan	61	 North Shor...		3:30.76 Entry: 3:30.00 (+0.76)
	50m: 47.48 200m: 3:30.76 (53.24)	100m: 1:40.26 (52.78)	150m: 2:37.52 (57.26)		
54	 Stark Jenny	67	 North Shor...	0.86	3:35.85 Entry: 4:00.00 (-24.15)
	50m: 47.29 200m: 3:35.85 (55.69)	100m: 1:43.18 (55.89)	150m: 2:40.16 (56.98)		
55	 Judd Ron	79	 Team Auckl...		3:42.09 Entry: 3:34.00 (+8.09)
	50m: 48.20 200m: 3:42.09 (56.03)	100m: 1:45.16 (56.96)	150m: 2:46.06 (1:00.90)		
56	 Agnew Meg	44	 Jasi Masters		3:48.66 Entry: 3:30.00 (+18.66)
	50m: 47.40 200m: 3:48.66 (1:03.82)	100m: 1:43.11 (55.71)	150m: 2:44.84 (1:01.73)		
57	 Foote Karina	51	 Unaffiliated		3:50.28 Entry: 4:00.00 (-9.72)
	50m: 2:47.89 200m: 3:50.28 (3:50.28)	100m:	150m:		
58	 Taylor Isobel	74	 Waikato Ma...		3:50.36 Entry: 4:01.03 (-10.67)
	50m: 2:52.38 200m: 3:50.36 (3:50.36)	100m: 1:51.78	150m:		
59	 Smith Dick	90	 Waitakere ...		4:22.93 Entry: 4:30.00 (-7.07)
	50m: 3:18.65 200m: 4:22.93 (4:22.93)	100m: 2:11.24	150m:		
60	 Haldane Sarah	59	 Waikato Ma...		4:25.15 Entry: 4:26.00 (-0.85)
61	 Milne Marg	77	 Whalers		4:25.64 Entry: 4:23.00 (+2.64)
62	 Pollard Sue	81	 North Shor...		4:30.91 Entry: 4:25.02 (+5.89)

50m: 3:20.21

100m: 2:10.12

150m:

200m: 4:30.91 (4:30.91)

63



Johnstone Charmayne

72



Waitakere ...

4:45.58

Entry: 4:15.00 (+30.58)

50m: 3:23.30

100m: 2:03.92

150m:

200m: 4:45.58 (4:45.58)

64



Meekings Mike

84



Waitakere ...

5:43.29

Entry: 5:50.00 (-6.71)

-



Lambourne Chris

61



North Shor...

DNS

-



Follows Kane

27



Neptune S...

DNS

-



Neal Liam

27



Newmarket...

DNS

-



Shanks Nick

33



Waitaha

DNS